

# 9/16" BORE BRASS MINIMATIC® CYLINDER

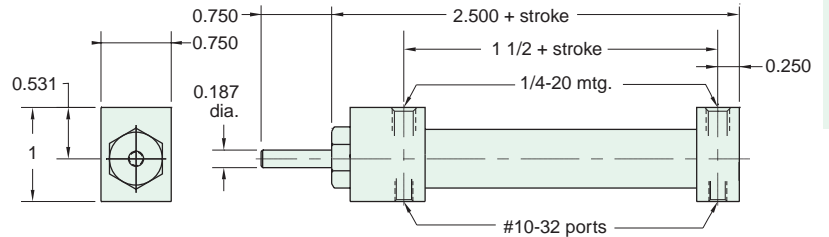


**9BDS-□**

**Mount:** Block      **Available Stroke Lengths:** 1", 2", 3", 4", 5", 6"  
**Type:** Double Acting

**To order:** Add stroke length to the end of the part number

Add -T to the end of the part number after stroke for a #10-32 x 1/2" rod thread

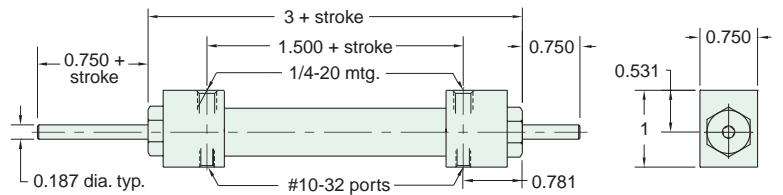


**9BDD-□**

**Mount:** Block      **Available Stroke Lengths:** 1", 2", 3", 4", 5", 6"  
**Type:** Double Acting  
 Double Rod

**To order:** Add stroke length to the end of the part number

Add -T to the end of the part number after stroke for a #10-32 x 1/2" rod thread

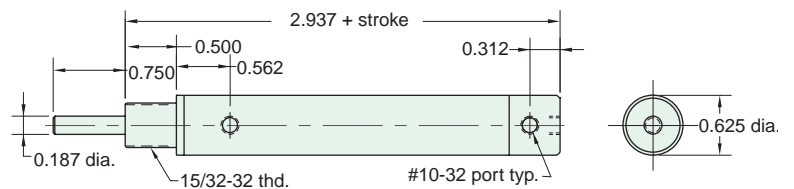


**9SD-□**

**Mount:** Stud      **Available Stroke Lengths:** 1", 2", 3", 4", 5", 6"  
**Type:** Double Acting

**To order:** Add stroke length to the end of the part number

Add -T to the end of the part number after stroke for a #10-32 x 1/2" rod thread



Nut included, but not shown on drawing

**9CD-□**

**Mount:** Clevis      **Available Stroke Lengths:** 1", 2", 3", 4", 5", 6"  
**Type:** Double Acting

**To order:** Add stroke length to the end of the part number

Add -T to the end of the part number after stroke for a #10-32 x 1/2" rod thread

